



PERFORMANCE AT A GLANCE

“ NAMPORT DELIVERED A SOLID FINANCIAL PERFORMANCE DESPITE ANOTHER CHALLENGING YEAR DUE TO POOR ECONOMIC CONDITIONS AND INDUSTRY-WIDE CHALLENGES, INCLUDING THE SHORTAGE OF SHIPS AND CONTAINERS. ”

Financial performance

Namport's revenue increased by 10.94%

▲ N\$1.234 billion

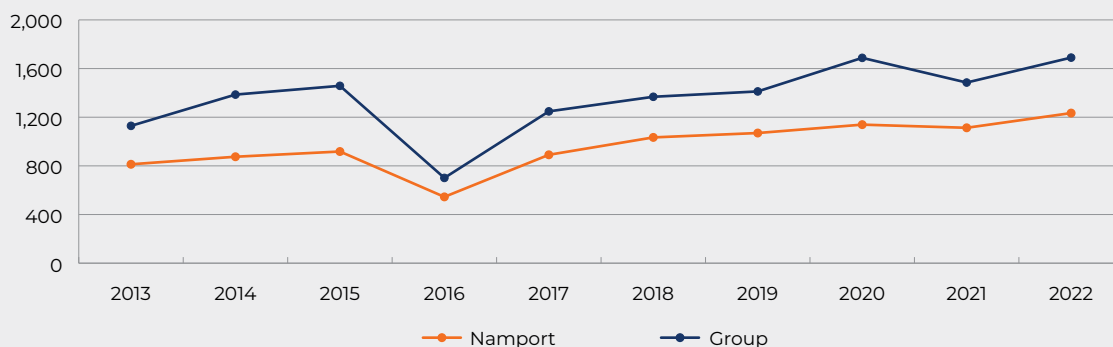
Namport's revenue increased by 10.94% to N\$1.234 billion (2021: N\$1.112 billion), and generated an operating profit of N\$374 million (2021: N\$121 million).

Group's revenue increased by 13.8%

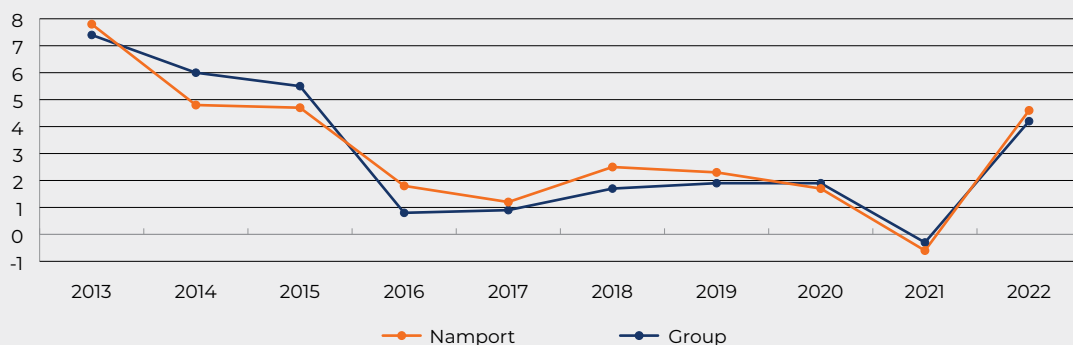
▲ N\$1.690 billion

The Group's revenue, which includes Namport and its subsidiaries, increased to N\$1.690 billion (2021: N\$1.485 billion); operating profit increased to N\$401 million (2021: N\$171 million).

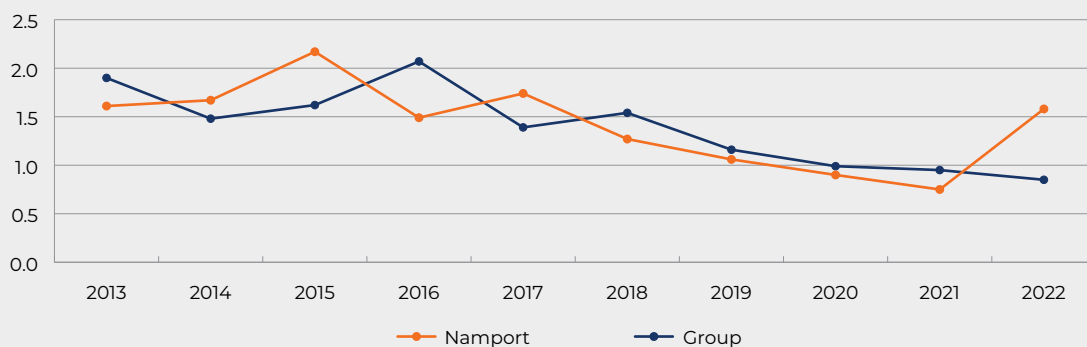
Group revenue (N\$ million)



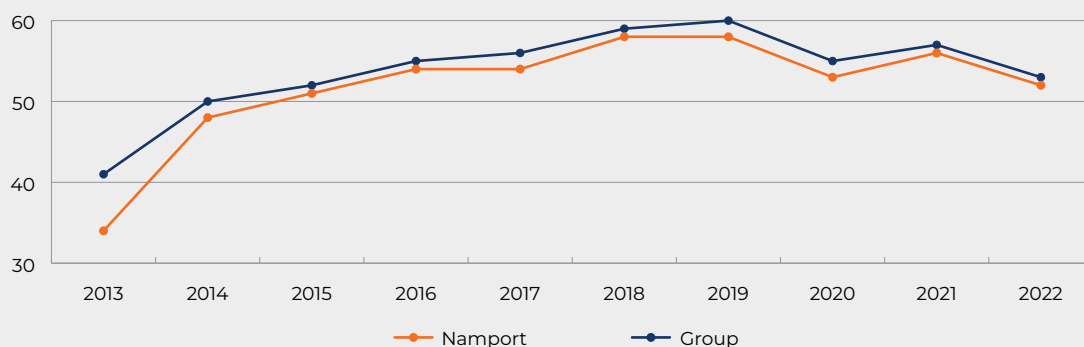
Return on assets (%)



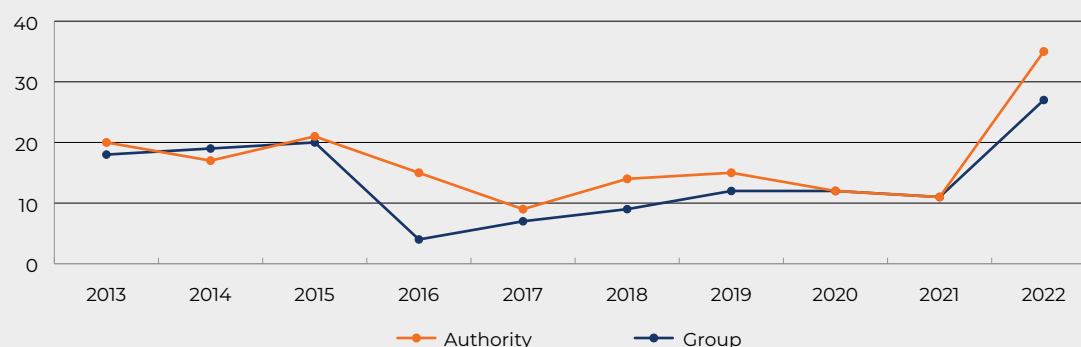
Current ratio



Debt ratio (%)



Operating profit margin (Earnings before interest and taxation) (%)



Revenue generated from services rendered

Services	2016	2017	2018	2019	2020	2021	2022
Port Authority	308,597	472,789	335,162	566,585	614,868	595,276	648,379
Syncrolift	17,085	33,661	37,427	33,501	38,671	32,846	31,019
Cargo	157,205	273,675	335,162	340,420	351,982	377,634	433,783
Marine	63,056	113,379	139,780	137,440	140,118	125,925	114,253
Ship Repairs	156,254	356,075	333,876	341,382	549,270	372,323	455,528
Total	702,197	1,249,579	847,531	1,419,328	1,497,310	1,504,004	1,682,962

Cargo handled in 2022

Total cargo handled increased 6%

▲ 6,567,370 tonnes

Total cargo handled increased by 6% to 6,567,370 tonnes. General cargo and overall container volumes reflected modest increases of 9% and 8%, respectively. The increase in general cargo was due to increased commodities imports, containerised volumes and the continued flow of goods to and from the hinterland.

Cross-border volumes increased by 10%

▲ 1,606,984 tonnes

Cross-border volumes increased by 10% to 1,606,984 tonnes (2021: 1,464,100 tonnes) representing 24% of total cargo volumes handled. The total corridor volumes comprised 550,113 tonnes destined for the hinterland and 1,56,872 tonnes from the hinterland.

TEUs handled volumes increased by 8%

▲ 168,278

Twenty-foot equivalent units (TEUs) handled increased by 8% to 168,278. This is despite the challenges posed by the global shortage of containers. While shipped and landed volumes remain depressed, transshipment volumes increased by 22%.

Vessel calls to ports increased 22%

▲ 1,592

Vessel calls to ports increased 22% to 1,592. In addition, the overall vessel gross tonnage also increased by 3.4 million tonnes or 21.6% (2021: 16,035,876 million tonnes). The increase in vessel calls was mainly due to the increase in petroleum, research, dry bulk, roll-on-roll-off, foreign tugs, and foreign fishing vessels.

Bulk and break-bulk volumes increased by 9%

▲ 4,404,831 tonnes

Total bulk and break-bulk volumes increased by 9% to 4,044,831 tonnes, boosted by increased commodities, including the 20% growth in manganese ore exports shipped through the Port of Lüderitz.



